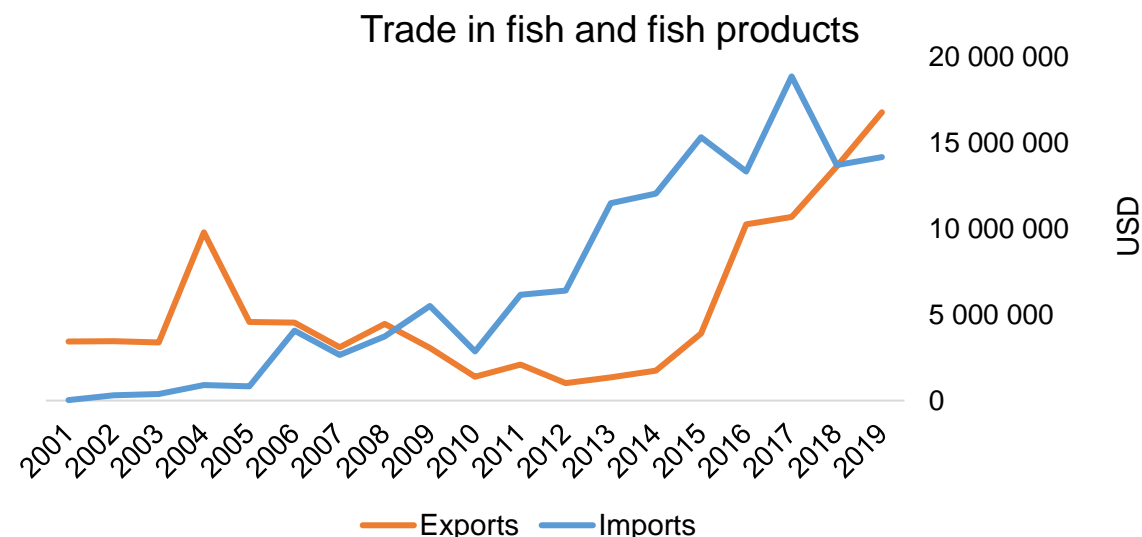




COUNTRY BRIEF

Population	Ease of doing business rank
14 622 000	187th
Length of coastline	Exclusive fishing zone
3 898 km	759 253 km²
Average GDP growth	GDP per capita
N/A	USD 119



GDP from fisheries

N/A

Fish available for consumption

2.2 kg/capita

Imports of fish and fish
products - 2019

USD 14 167 490

Agricultural GDP from fisheries

N/A

Fisheries and aquaculture
production

Total 30 000 tonnes

Fisheries 100%

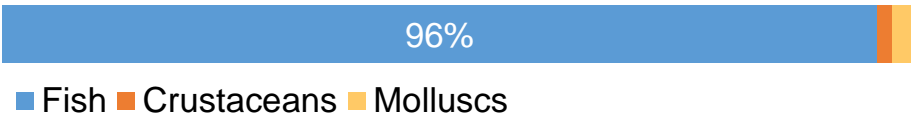
Aquaculture 0%

Exports of fish and fish
products - 2019

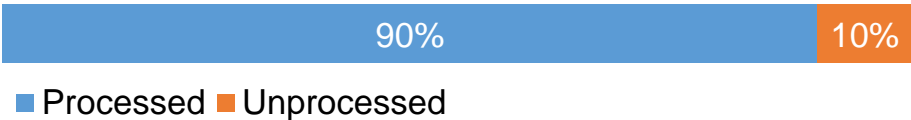
USD 16 766 060

Production and Trade Breakdown

Production by volume



Imports by value



Exports by value



Production - Top 10 Species (Volume)

		Tonnes
1 st	Marine fishes nei	28 700
2 nd	Cephalopods nei	600
3 rd	Tropical spiny lobsters nei	500
4 th	Freshwater fishes nei	200

Imports - Top 10 Products (Value)

			USD
1 st	Tunas, skipjack, bonito	prepared or preserved; whole or in pieces HS 1604.14	11 248 040
2 nd	Tilapias	frozen; excluding fillets, livers and roes HS 0303.23	1 370 090
3 rd	Swordfish	frozen fillets HS 0304.84	327 970
4 th	Fish	prepared or preserved HS 1604.20	261 420
5 th	Sardines, sardinella, brisling or sprats	prepared or preserved; whole or in pieces HS 1604.13	245 620
6 th	Fish, other than species in 1604	prepared or preserved; whole or in pieces HS 1604.19	117 600
7 th	Haddock	frozen fillets HS 0304.72	110 780
8 th	Fish, other than species in 0304	frozen fillets HS 0304.89	87 100
9 th	Flat fish	frozen fillets HS 0304.83	82 560
10 th	Cod	frozen fillets HS 0304.71	63 510

Exports - Top 10 Products (Value)

			USD
1 st	Fish, other than species in 0303	frozen; excluding fillets, livers and roes HS 0303.89	7 081 750
2 nd	Fish-liver oils and fractions thereof	not chemically modified HS 1504.10	2 675 100
3 rd	Squid, cuttlefish	frozen HS 0307.43	1 554 620
4 th	Shark fins	dried, smoked, salted or in brine HS 0305.71	1 505 460
5 th	Fish, other than species in 0304	frozen fillets HS 0304.89	858 820
6 th	Lobsters	frozen HS 0306.12	629 310
7 th	Shrimps, prawns	frozen HS 0306.17	492 190
8 th	Lobsters	live, fresh or chilled HS 0306.32	409 590
9 th	Sea cucumbers	dried, smoked, salted or in brine or smoked HS 0308.19	343 800
10 th	Fish, other than species in 0304	frozen meat; excluding fillets, livers and roes HS 0304.99	341 950

A GLOBEFISH Product

Information, Disclaimer

Sources

Established in 1984, GLOBEFISH is a multi-donor funded project in the Fisheries Division of the Food and Agriculture Organization of the United Nations (FAO), responsible for providing up-to-date market and trade information on fish and fish products.

[Visit our website](#)

[Subscribe to our newsletter](#) or [email us](#)

Recent Publications



[Globefish Highlights](#)

Our flagship publication, focused on prices and analysis of market trends covering a variety of major commodities. Released quarterly.



[Chinese Fish Price Report](#)

Comprehensive coverage of Chinese price trends, market information for commercially significant species, along with industry news and policy updates. Released quarterly.



[European Price Report](#)

Market and price analysis for fish and fish products in the European market. Released monthly.



This is the second edition of the GLOBEFISH Market Profiles produced for this country, and was made at the beginning of 2022.

These profiles are based on nationally reported data or information published by international agencies. As the profile is intended to reflect the most up to date information available, reporting years may vary between sections and commodities.

The designations employed and the presentation of material in this information product do not imply the expression of any opinion whatsoever on the part of FAO concerning the legal or constitutional status of any country, territory or sea area, or the delimitation of frontiers or boundaries.

The data herein presented is compiled by FAO staff at the time of its production, "as is" and "as available", and every effort is made to ensure, but not guarantee, their timeliness, accuracy and completeness. FAO assumes no responsibility for errors and omissions in the data provided. Users are, however, kindly asked to report any errors or deficiencies in this product to FAO GLOBEFISH (globefish@fao.org).

Please note

Re-exports and re-imports are not included. The term N/A has been used to indicate that information was not found in the indicated sources. The classification of fish and fish products as either processed or unprocessed is very broad, and is intended for indicative purposes only.

[HS codes for fish and fish products](#)

International trade codes for fish and fish products in a user friendly format.



Sources and time periods:

-Fishing and aquaculture production (2019):
FAO's [Global Fishery and Aquaculture Production Statistics](#)

-Fish available for consumption (2017):
FAO's [Fishery and Aquaculture Statistics 2019](#)

-Population (2019), GDP Growth (2015-2019), GDP per Capita (2019):
IMF's [World Economic Outlook Databases](#)

-Imports, Exports and Share of Trade (2000-2019):
FAO's [Global Fishery and Aquaculture Commodities Statistics](#)

-GDP, GDP from fisheries, GDP from agriculture (2019):
World Bank's [World Development Indicators](#),
OECD's [National Accounts Statistics](#) or
UNSD's [National Accounts](#)

-Ease of doing business (2019):
World Bank's [Ease of Doing Business](#) ranking

-Length of Coastline, Exclusive Economic Zone, Exclusive Fishing Zone (2003):
UNEP's [Global Environment Outlook](#)

[GLOBEFISH](#)

Explore more market information on the GLOBEFISH website



[GLOBEFISH on ISSUU](#)

Read GLOBEFISH publications on ISSUU

